



[www.buraqelevator.com](http://www.buraqelevator.com)




**STRENGTH | RELIABILITY | AMPLIFIED**

## Passenger Elevators

We are the manufacturer of highly efficient Passenger Elevators using premier Raw Material. Particularly designed by our professionals these lifts are used for carrying passengers from one floor to another. These lifts are designed in different forms like power coated or stainless steel with Matt finished stainless steel by our professionals.

We are one of the renowned manufacturers and suppliers of elevators that have gamed wide appreciation for operational excellence. These hydraulic elevators are precision engineered using advanced technology to offer best performance. They are compact in size and includes trolley mounted steel frame, hand pumps, top platform, hydraulic cylinders and scissors kind of steel bracing. Also, they can carry load holding at any height as a safety attribute to avoid any accidental slide down of the platform.

**BURAQ  
ELEVATOR**






**STRENGTH | RELIABILITY | AMPLIFIED**

## Goods Elevators

For carrying various sized goods and equipment from one floor to another, we design and develop Goods Elevators. These elevators are designed with utmost precision and thus, ensure noiseless operation. Clients appreciate these goods elevators for having excellent load bearing capacity with slow speed and smooth running operation.

We are known for our effective variety of MRL Elevators, which do not require any space to save and machine room. These products are manufactured under the guidance of our quality experts and have various qualities like high performance, light weighted, efficient, reduced motor size, tensile strength and long life. We offer these products with high rates of travel than hydraulic elevators.

**BURAO**  
ELEVATOR





**STRENGTH | RELIABILITY | AMPLIFIED**

## Hospital Lift

We offer Hospital Lifts for Hospitals for easy transportation of bulky equipments as well as patients. These are apt to meet the modern day hospital needs. These have sophisticated looks with high functionality. Hospital Lifts are best to carry gurneys, stretchers as well as wheel chairs. We offer these at attractive prices and in various models.

Dumb waiter systems have always been critical in restaurants, hotels and other food service to make sure the food gets to the customer piping hot and without getting dropped on the stairs, and in all cases the service lift is about the right tool for the job, keeping any passenger lifts clear of "backstage work going on and designed to take up a minimum of space with a maximum of load carrying capability.

**BURAQ**  
ELEVATOR




# CABINS

Based on a successful combination of modular system and a wide selection of specialized high quality materials, Doppler Manufacturing has a complete range of passenger and cargo cabins taking a good care of even the smallest manufacturing detail. Using a software, specially developed by the company, in cooperation with a 3-D drawing CAD/CAM package, the symmetry of the car shape and the high quality of internal finishes is ensured.

*proposed selection of side walls*



*proposed selection of floors*



# Car operating panels & landing push stations

## Basic specifications:

- Stainless steel plate, satin, mirror or patterned.
- 7-segment, dot matrix and LCD landing indicators.
- Arrows and displays in various colors.
- Micro-switch, vandal-resistant buttons with visual call acceptance confirmation.
- TACTILE symbols, conforming to DDA regulations are available.
- Emergency Light 12V DC and load plate on the car operating panel showing lift details and the individual EN81 lift number.
- Profile or Flat landing operating stations.




• SN-COP-010 • SN-COP-020 • SN-COP-030 • SN-COP-040 • SN-COP-050 • SN-COP-060 • SN-COP-070 • SN-COP-508 • SN-COP-509

# LIFT MOTER PARTS AND EQUIPMENTS

## COMPLETE SET LIFT GEAR MACHINE :

We offer you the suitable complete set of Lift Gear Manufactured by M/s. Sharp Engineers & Montinary, both have more than Eighteen years experience in the field of Manufacturing Elevator Traction Machine and Parts to urban development. As an indian leader in the industry. The Company is dedicated to excellence in products and customer services.



MONTANARI



## CAR AND CWT FRAMES

We are into manufacturing and supplying on extensive range of Car & Car CWT Frames Manufactured using high-grade steel, procured from the trusted vendors of the market, these products are designed strictly in compliance to international quality standards. These products are designed to mechanically prevent car from failing in case of failure of any suspension ropes. Owing to the superior quality high tensile strength and excellent performance, these products are highly demanded.



# COMPLETE LIFT PACKAGES

**Buraq main policy since it's founding, was to provide complete lift packages, offering**

- High quality with up to 5-year guarantee.
- Compliance with EN 81 regulations and EU directive 95/16/EC.
- Equipment completeness and compatibility, resulting in a reduction of installation time and cost.
- Wide variety in cabins and operating panels selection.
- Quick delivery times.
- Safe and easy to handle packing.
- Accurate and fast quoting and pricing.

**Hydraulic Lift Motor Room | Machine Room Less (MRL ) | Hydraulic Home Lift | Service Liftslift  
Traction Lifts with Motor Room | Machine Room Less (MRL ) Traction Lift | Escalators and Moving Walks Park**






# CABIN INTERIORS



## FALSE CEILING :

False ceiling are designed artfully to enhance the look of the cabin also ensuring that it complements well the make and color of the cabin and adds grace to the elevator. They are available in both prefinished mild steel and stainless steel finish with hairline, moon rock, honey comb and mirror finish depending upon the building aesthetics. LED and CFL lighting options are available to choose from with made to order lighting panels to appearance further



# Add personality to your elevator

Navona, Times Square, Park Avenue and Sunset Boulevard – our four design lines offer a wide range of decoration options. Choose your design to match your architectural concept and ideas. Provide a unique ride experience with fresh colors, distinctive patterns and high quality materials. For detailed information on our four design lines see our




# LIFT DOORS

We offer our clients a wide variety of Lift Doors and Door Frames which are manufactured by a premium Quality Material to ensure high durability and Efficient Performance.

## Our Range of Lift Doors are :

- (1) Collapsible Gates
- (2) MS or SS Telescopic Auto Door
- (3) MS or SS Glass Door
- (4) MS or SS Automatic Doors
- (5) Imperforated Doors
- (6) MS or SS Telescopic Manual Doors
- (7) MS or SS Swing Doors



MS Collapsible Door



MS Telescopic Door (Manual)



MS Swing Door




Telescopic Auto Door




SS Door



SS Auto Door




SS Auto Door Small Vision



MS Auto Door Small Vision

# HAND RAILS



## LIFT WELL & CAR SIZE IN MM

For car door manually operated MS sliding door and landing MS swing door.

Capacity	CAR INSIDE		LIFTWELL		Entrance
	[A]	[B]	[C]	[D]	[E]
4 Passenger	1100	700	1600	1200	800
5 Passenger	1100	900	1600	1400	800
5 Passenger	1100	800	1600	1300	800
6 Passenger	1100	1000	1600	1500	800
6 Passenger	1100	940	1600	1450	800
6 Passenger	1100	800	1800	1300	800
8 Passenger	1100	1100	1700	1600	800
8 Passenger	1100	1000	1800	1500	800

Semi pod: car door power operated side opening door & landing MS swing door.

Capacity	CAR INSIDE		LIFTWELL		Entrance
	[A]	[B]	[C]	[D]	[E]
4 Passenger	1100	700	1600	1200	800
5 Passenger	1100	900	1600	1450	800
5 Passenger	1200	800	1600	1350	800
6 Passenger	1100	1000	1600	1550	800
6 Passenger	1200	900	1600	1450	800
6 Passenger	1400	800	1800	1350	800
8 Passenger	1300	1100	1700	1650	800
8 Passenger	1400	1000	1800	1550	800

LOAD		CAR INSIDE		LIFT WELL		ENTRANCES	TYPE OF DOOR
PERSONS	KG	A	B	C	D	E	
4	272	1100	700	1800	1100	800	MANUAL
6	408	1100	1000	1800	1400	800	
8	544	1300	1100	2000	1550	800	
4	272	1100	700	1900	1350	800	AUTOMATIC
6	408	1100	1000	1900	1700	800	
8	544	1300	1100	1900	1900	800	
10	680	1300	1350	1900	2100	800	
13	884	2000	1100	2500	1900	900	
16	1088	2000	1300	2500	2100	1000	
20	1360	2000	1500	2500	2400	1000	
24	1632	2150	1650	2650	2500	1100	

Goods Lifts with door entrances on the front only

100kg	1000	1000	1000	1200	1400*	1200	N/A	2350	2050
150kg	1000	1000	1000	1200	1400*	1200	N/A	2550	2250
200kg	1000	1000	1000	1200	1400*	1200	N/A	2550	2250
250kg	1000	1000	1000	1200	1400*	1200	N/A	2650	2250
300kg	1000	1000	1000	1200	1400*	1200	N/A	2650	2250

Goods Lifts with door entrances on the front and back (thru car arrangement)

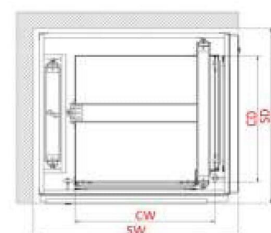
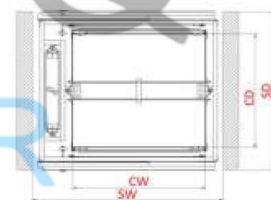
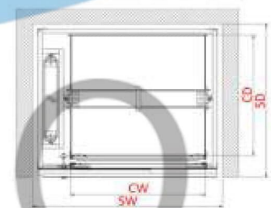
100kg	1000	1000	960	1200	1400*	1200	N/A	2350	2050
150kg	1000	1000	960	1200	1400*	1200	N/A	2550	2250
200kg	1000	1000	960	1200	1400*	1200	N/A	2550	2250
250kg	1000	1000	960	1200	1400*	1200	N/A	2650	2250
300kg	1000	1000	960	1200	1400*	1200	N/A	2650	2250

Model 2050 & 2100 Lifts with door entrances on the front and side (adjacent car arrangement)

50kg	400	310	400	600	710*	550	900	2350	2050
50kg	530	410	500	800	910*	550	900	2550	2250
50kg	630	510	600	800	1010*	750	900	2550	2250
100kg	830	710	800	800	1230*	980	900	2650	2250

Incremental alteration to the car dimensions of 50mm can be made, with appropriate addition to the shaft and headroom measurements  
Bespoke car options are available for specific load dimensions or weight or where the shaft or headroom restricts installation of a standard lift.

\*Add 150mm to the shaft width for under driven models. Car fitted with safety gear, as required by the site conditions, may also need increased shaft width.  
\*Bespoke designs, altering the sill and car heights, will affect the headroom.





Old town,  
Sisupalgarh, Bhubaneswar-751002,  
Odisha, Email:  
[buraqelevator,bbsr@gmail.com](mailto:buraqelevator,bbsr@gmail.com)  
9124555140,9124555142